



PERM-ALIGN TRANSMISSION PAN GASKETS

PART NUMBERS 93100, 93102, 93103, 93104, 93105, 93106, 93107, 93108, 93109, 93110

Moroso Perma-Align Gaskets for transmission pans are specifically designed for easy removal for transmission maintenance. The gaskets silicone-based material design requires no sealant, which allows easy removal for maintenance, while giving reliable and dependable performance.

To properly install, follow the detailed instructions:

- Step 1 Make sure all gasket surfaces are free of any old gasket material. Ensure transmission case threaded holes, and mounting hardware are clean and free of debris, to ensure proper thread engagement and torque.
- Step 2 Wipe the gasket and surfaces clean and place the gasket and transmission pan in the final location.
- Step 3 Install all the transmission pan fasteners a few threads to locate the transmission pan and gasket in place.
- Step 4 Locate your gasket part number below to find the proper tightening sequence
- Step 5 Following the numbered sequence, install the fasteners hand tight to mildly compress the pan against the gasket. **Failure to do this could cause damage to the pan.**
- Step 6 Repeat the tightening sequence to **60 in/lbs.** of torque.
- Step 7 Repeat the tightening sequence to **120 in/lbs.** of torque.
- Step 8 Repeat Step 7 to ensure even torque.

***Perm-align gaskets are only recommended for use with flat rail cast aluminum or billet rail transmission pans.**

Perm-align gaskets are not recommended for use with stamped transmission pans.

For Technical Assistance, call Moroso's Tech Line
(203)-458-0542, 8:30am-5:00pm Eastern Time
MOROSO PERFORMANCE PRODUCTS, INC.

80 CARTER DRIVE

GUILFORD, CT 06437

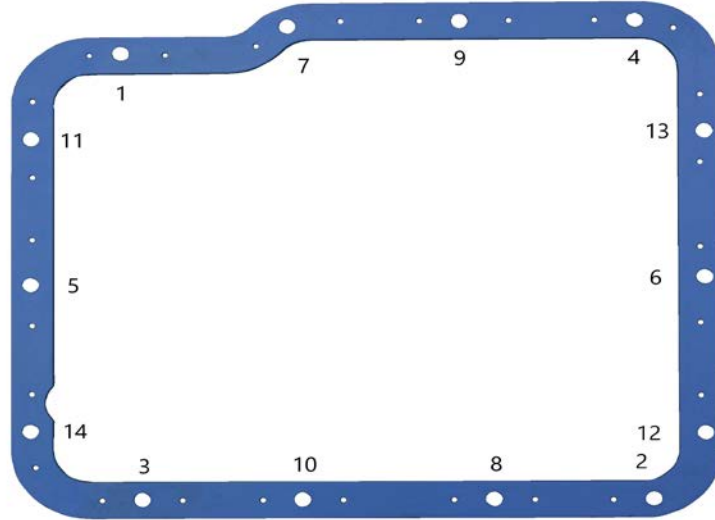
www.moroso.com

REV B.
090524

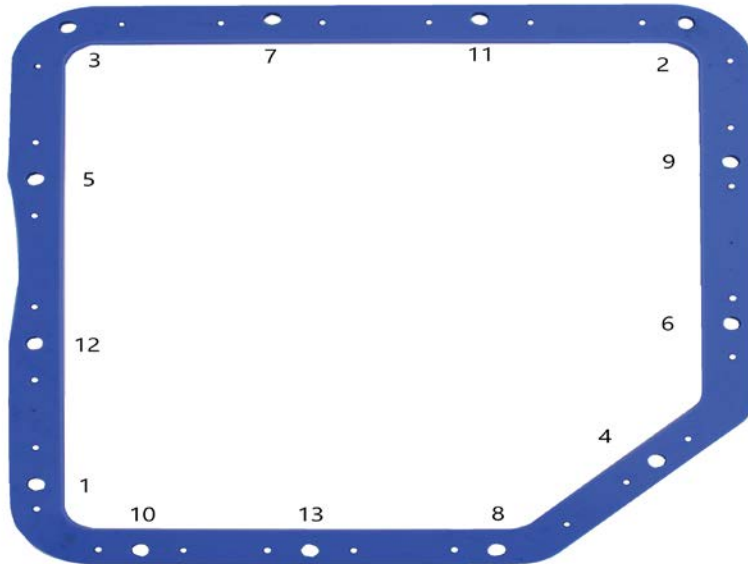
UNI_TRANSERM



MOROSO #93100



MOROSO #93102



For Technical Assistance, call Moroso's Tech Line
(203)-458-0542, 8:30am-5:00pm Eastern Time
MOROSO PERFORMANCE PRODUCTS, INC.

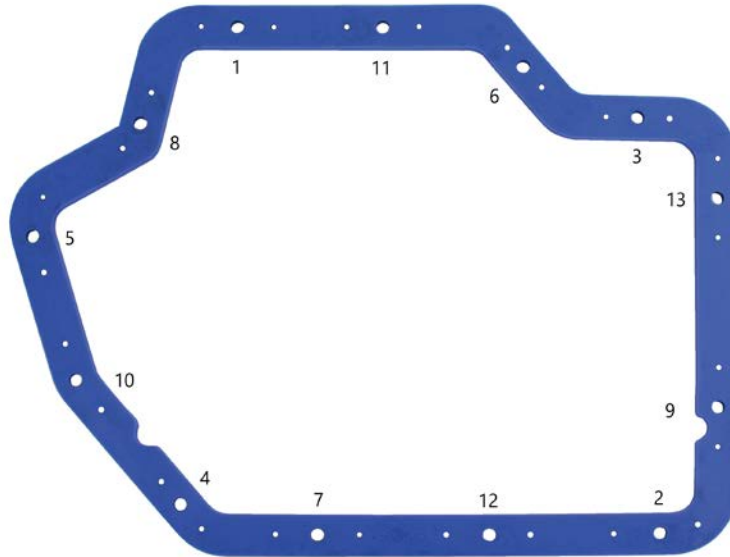
80 CARTER DRIVE
GUILFORD, CT 06437
www.moroso.com

REV B.
090524

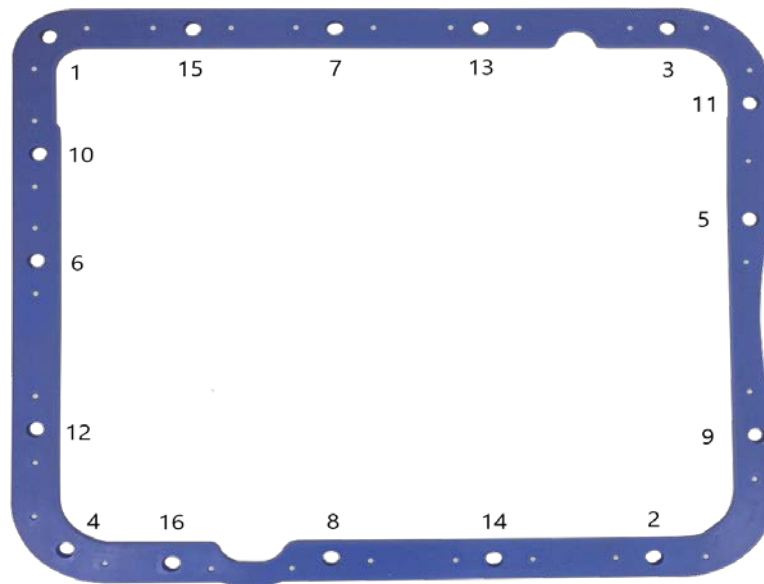
UNI_TRANSPerm



MOROSO #93103



MOROSO #93104



For Technical Assistance, call Moroso's Tech Line
(203)-458-0542, 8:30am-5:00pm Eastern Time
MOROSO PERFORMANCE PRODUCTS, INC.


80 CARTER DRIVE
GUILFORD, CT 06437
www.moroso.com

REV B.
090524

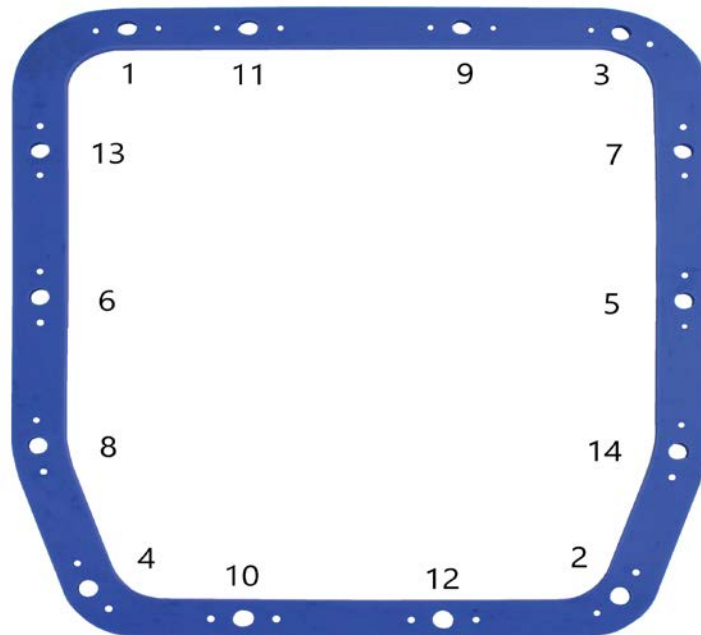
UNI_TRANSPerm



MOROSO #93105



MOROSO #93106



For Technical Assistance, call Moroso's Tech Line
(203)-458-0542, 8:30am-5:00pm Eastern Time
MOROSO PERFORMANCE PRODUCTS, INC.


80 CARTER DRIVE
GUILFORD, CT 06437
www.moroso.com

REV B.
090524

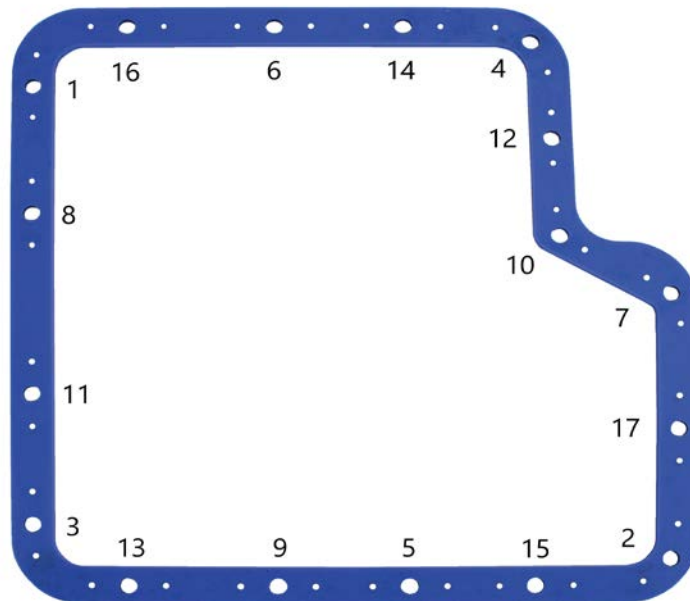
UNI_TRANSPerm



MOROSO #93107



MOROSO #93108



For Technical Assistance, call Moroso's Tech Line
(203)-458-0542, 8:30am-5:00pm Eastern Time
MOROSO PERFORMANCE PRODUCTS, INC.


80 CARTER DRIVE
GUILFORD, CT 06437
www.moroso.com

REV B.
090524

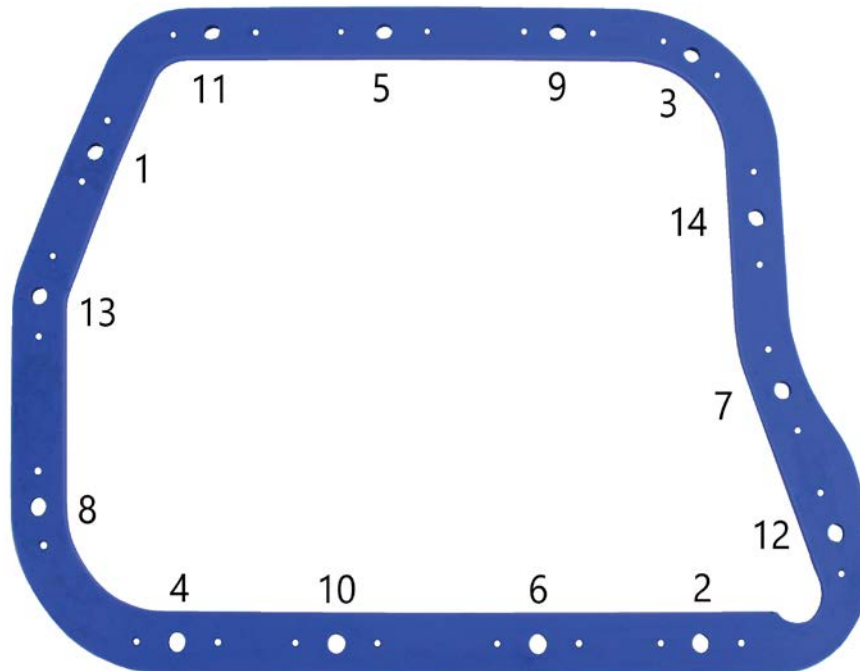
UNI_TRANSPerm



MOROSO #93109



MOROSO #93110



For Technical Assistance, call Moroso's Tech Line
(203)-458-0542, 8:30am-5:00pm Eastern Time
MOROSO PERFORMANCE PRODUCTS, INC.

80 CARTER DRIVE
GUILFORD, CT 06437
www.moroso.com

REV B.
090524

UNI_TRANSPerm



For Technical Assistance, call Moroso's Tech Line
(203)-458-0542, 8:30am-5:00pm Eastern Time
MOROSO PERFORMANCE PRODUCTS, INC.

80 CARTER DRIVE
GUILFORD, CT 06437
www.moroso.com

REV B.
090524

UNI_TRANSPerm